

Safety and Ordering




SAFETY

Avoid direct skin contact with both wet and dry cements. Avoid breathing cement dust by wearing a P1 or P2 dust mask suitable for airborne dust. Wear appropriate protective clothing and footwear.

Additional information in the form of Material Safety Data Sheets is available on request.

Phone 1300-138-996.


Brickies Grey and Brickies Lite are available in:

		
Bulk Tanker	Bulker Bags	Bags 17.85(kg)



FIRST AID

In the event of skin contact wash with clean water to minimise possible irritation. If material gets into eyes wash immediately and repeatedly with eye wash solution or clean water.



NEED TECHNICAL HELP?

For more information contact Technical Support on our **free-call-help-line 1300-138-996** or visit our website www.cockburncement.com.au

SALES AND ORDERING:

Customer Service Centre:
(08) 9411 1166

Cockburn Cement, the Cockburn Cement logo, Cockburn Creme and Hylime are registered trade marks of Cockburn Cement Limited.

© Cockburn Cement Limited - Oct 2008



ABN 50 008 673 470
Lot 242 Russell Road East,
Munster Western Australia 6166
P O Box 38, Hamilton Hill WA 6163
Telephone: (08) 9411 1111
Facsimile: (08) 9411 1120
Email: sales@cockburncement.com.au
www.cockburncement.com.au

Bricklaying Cement Products



PRODUCT INFORMATION



PRODUCT INFORMATION AND PROPERTIES

What is the easiest way to get the best mix for your mortar? Cockburn Cement's blended products Brickies Lite and Brickies Grey.

First choice for most of Perth's top builders, these products provide you with a perfect blend of Cockburn Cement and Hylime that conforms with an M3 Australian Standard classification. All that you need to do is add the sand and water.

Brickies Lite is a blend of our famous Cockburn Creme and Hylime. This gives you the rich cream coloured mortar that is the first choice for anyone building a new home.

Brickies Grey provides a worry free grey mortar perfect for internals, under a render-finish or even an external grey mortar.

For a standard 3.5 ft³ mixer, the 17.85kg bag means both these products provide the brickies with a 1 bag mix, and the builder with peace of mind. The right mix and the right colour, every time.



Render Guide

Use	Substrate	Mix Ratios By Volume		Brickies Lite 17.85kg Bags
		Cement	Plasterers Sand	
Float / base coat	Clay Bricks	1	3.5	16
	Concrete Blocks	1	3.0	18
Sand finish base coat	Clay Bricks	1	2.25	21
Sand finish top coat	S/F Base Coat	1	2.5	19

Render Notes:

Approximately 1.2m³ of damp plasterer's sand is required for 1m³ of render. Estimate based on 1m³ of render covering 100m² at 10mm thickness.

Mortar Guide

MIX	Masonry Exposure Environment	
M3	Walls between 1km and 10km of a surf coastline or between 100m and 1km of a non-surf coastline eg., estuary and coastal river zones.	
M2	Walls in contact with fresh water or the ground in non-aggressive soils.	
	Internal walls subject to wetting and drying of a non-saline character.	
	External above ground walls greater than 10km of a surf coastline or greater than 1km of a non-surf coastline eg., estuary and coastal river zones.	
	Interior walls not subject to wetting and drying.	
Mix Design - Parts by Volume		
MIX	Cement	Brickies Sand
M3	1	3
M2	1	3
Estimated Quantities To Place 1000 Standard Bricks (230L x 110W x 76H)		
MIX	Cement (17.85kg bags)	Brickies Sand (m ³ estimate)
M3	10	0.6
M2	10	0.6

Notes:

- Use only recommended brickies sand free from organic contamination.
- Use a standard sized vessel eg., a bucket, to measure all materials.
- Any admixtures used should only be added according to the manufacturers instructions. Hylime contains an air-entraining agent, additional air entraining agent is not required.
- Quantities are typical industry usage and will vary according to brick type and individual waste patterns.
- Please refer to AS3700 "Masonry Structures" for more detailed information.

General Notes:

- Use only recommended mortar and plastering sands free from clay and organic contamination.
- Keep water content to the minimum required for mixing and placing. The more water, the lower the strength.
- Use a standard sized vessel, eg., a bucket, to measure all materials.
- Admixtures should only be used according to the manufacturer instructions.
- Quantities estimated are typical industry usage and will vary according to individual use patterns.
- For additional DIY information please refer to www.concrete.net.au



Brickies Grey & Brickies Lite

Premix	Site Mix	Brickwork	Moulded Products	Renders

Physical Properties

Parameter	Brickies Grey Typical	Brickies Lite Typical	AS1316 Limits	Test Method
Water Retentivity	80%	80%	70% Min	AS1316
Air Content	21%	20%	10% Min	AS1316
Initial Set Time	1:30 hour:min	1:45 hour:min	75 mins (min)	AS1316
Final Set Time	2:30 hour:min	3:00 hour:min	12 hours (max)	AS1316
Soundness	0.05%	0.08%	1.00% Max	AS1316
Compressive Strength (1)	Brickies Grey Typical	Brickies Lite Typical	AS1316 Limits	Test Method
7 day	28 MPa	30 MPa	3.5 MPa Min	AS1316
28 day	31 MPa	31 MPa	6.0 MPa Min	AS1316
Flexural Strength by Bond Wrench (2)	Brickies Grey Typical	Brickies Lite Typical		Test Method
M3 - 1:3 mix 7 days	0.4 MPa	0.5 MPa		AS3700

(1) Ottawa Sand used for AS1316 tests.

(2) Test mortars for flexural strength determination were batched in a 3 cubic foot mixer with commercially available brickies sand to give an initial flow of 125% to 150% and air content 10% to 15%. Bricks were 10 core Midland Brick Cream. Tested to AS4455 initial rate of absorption 0.8 - 2.5 kg/m²/min and characteristic compressive strength of 15MPa.